

FEE DUE LIST 2024-25

Note: Payment will be accepted only through E-Shiksha ONLINE gateway.

SCHOOL NO.	NAME OF THE CADETS	CLASS	Username for login into e-Shiksha	PW for login into e-Shiksha	Total Fee for the Session 2024-25	Balance held at credit as on 01.05.24	Previous year Fee Due	Balance Fee for the Year 2024-25	Fee to be paid before 15 Jun 24	Fee to be paid before 15 Oct 24
6738	SAGRAM KISKU	IX	SAI 6738	password	1,66,918	77,325	-	89,593	36,546	53,247
6739	PARTHA SARATHI PRADHAN	IX	SAI 6739	password	1,66,918	1,35,057	-	31,861	31,861	-
6740	SHREEJIT TARAI	IX	SAI 6740	password	1,66,918	78,516	-	88,402	35,355	53,247
6741	AYUSMIT MAHANTA	IX	SAI 6741	password	1,66,918	84,510	-	82,408	29,361	53,247
6742	BHANU PRAKASH BOIPAI	IX	SAI 6742	password	1,66,918	97,992	-	68,926	15,879	53,247
6743	DIBYAM DEBABRATA SAHOO	IX	SAI 6743	password	1,66,918	59,918	-	1,07,000	53,953	53,247
6744	BISWAPRAKASH SETHY	IX	SAI 6744	password	1,66,918	97,992	-	68,926	15,879	53,247
6745	AYASHKANT KUMBHAR	IX	SAI 6745	password	1,66,918	98,517	-	68,401	15,354	53,247
6746	ROSHAN KUMAR SAHU	IX	SAI 6746	password	1,66,918	35,901	-	1,31,017	77,970	53,247
6747	TEMBURU MEDHA PRIYA	IX	SAI 6747	password	1,66,918	57,411	-	1,09,507	56,460	53,247
6748	PURUSOTTAM PATRA	IX	SAI 6748	password	1,66,918	35,603	-	1,31,315	78,268	53,247
6752	PRIYA RANJAN NAYAK	IX	SAI 6752	password	1,66,918	79,110	-	87,808	34,761	53,247
6753	RITESH KUMAR DEHURY	IX	SAI 6753	password	1,66,918	84,342	-	82,576	29,529	53,247
6754	SOUMYA RANJAN SAHOO	IX	SAI 6754	password	1,66,918	67,928	-	98,990	45,943	53,247
6755	ARPIT ABHISHEK PRADHAN	IX	SAI 6755	password	1,66,918	1,07,515	-	59,403	6,356	53,247
6756	MANPREET LENKA	IX	SAI 6756	password	1,66,918	67,901	-	99,017	45,970	53,247
6757	MAHESWAR SAHOO	IX	SAI 6757	password	1,66,918	1,35,225	-	31,693	31,693	-
6758	HAREKRUSHNA BISWAL	IX	SAI 6758	password	1,66,918	84,342	-	82,576	29,529	53,247
6759	SUBHAJIT SAHOO	IX	SAI 6759	password	1,66,918	1,34,532	-	32,386	32,386	-
6760	AYUSMAN SAMAL	IX	SAI 6760	password	1,66,918	67,235	-	99,683	46,636	53,247
6761	OMM PRAKASH PRUSTY	IX	SAI 6761	password	1,66,918	1,07,515	-	59,403	6,356	53,247
6762	ASHUTOSH NAYAK	IX	SAI 6762	password	1,66,918	1,07,518	-	59,400	6,353	53,247
6763	MANISH KUMAR ROUL	IX	SAI 6763	password	1,66,918	59,393	-	1,07,525	54,478	53,247

FEE DUE LIST 2024-25

Note: Payment will be accepted only through E-Shiksha ONLINE gateway.

SCHOOL NO.	NAME OF THE CADETS	CLASS	Username for login into e-Shiksha	PW for login into e-Shiksha	Total Fee for the Session 2024-25	Balance held at credit as on 01.05.24	Previous year Fee Due	Balance Fee for the Year 2024-25	Fee to be paid before 15 Jun 24	Fee to be paid before 15 Oct 24
6764	MAYURESH MAHALIK	IX	SAI 6764	password	1,66,918	95,512	-	71,406	18,359	53,247
6765	DEBIPRASAD BEHERA	IX	SAI 6765	password	1,66,918	35,901	-	1,31,017	77,970	53,247
6766	SUBHRANSHU TRIPATHY	IX	SAI 6766	password	1,66,918	33,246	-	1,33,672	80,625	53,247
6767	AYUSH KUMAR MAHANTA	IX	SAI 6767	password	1,66,918	33,421	-	1,33,497	80,450	53,247
6768	PARTHA SARATHI PANIGRAHY	IX	SAI 6768	password	1,66,918	60,227	-	1,06,691	53,644	53,247
6769	BHABANI SHANKAR MISHRA	IX	SAI 6769	password	1,66,918	1,34,700	-	32,218	32,218	-
6770	AYUSH RAJ	IX	SAI 6770	password	1,66,918	43,192	-	1,23,726	70,679	53,247
6771	PIYUSH KUMAR	IX	SAI 6771	password	1,66,918	8,016	-	1,58,902	1,05,855	53,247
6772	SACHIN KUMAR	IX	SAI 6772	password	1,66,918	12,746	-	1,54,172	1,01,125	53,247
6773	ARJUN KUMAR GUPTA	IX	SAI 6773	password	1,66,918	13,271	-	1,53,647	1,00,600	53,247
6774	RUDRAKSH OZASHWI	IX	SAI 6774	password	1,66,918	8,084	-	1,58,834	1,05,787	53,247
6775	ABHIJIT BARIK	IX	SAI 6775	password	1,66,918	1,09,604	-	57,314	4,267	53,247
6777	NIKHIL SRI SAI YERUMAKU	IX	SAI 6777	password	1,66,918	13,110	-	1,53,808	1,00,761	53,247
6778	SATYA PRAKASH	IX	SAI 6778	password	1,66,918	13,171	-	1,53,747	1,00,700	53,247
6779	IPSIT ABHIJEET SAHU	IX	SAI 6779	password	1,66,918	1,07,631	-	59,287	6,240	53,247
6780	TANUSHREE NAIK	IX	SAI 6780	password	1,66,918	1,39,089	-	27,829	27,829	-
6781	ALOK YADAV	IX	SAI 6781	password	1,66,918	11,357	-	1,55,561	1,02,514	53,247
6782	VARUN RAJ	IX	SAI 6782	password	1,66,918	20,257	-	1,46,661	93,614	53,247
6783	ADARSINI DAS	IX	SAI 6783	password	1,66,918	65,246	-	1,01,672	48,625	53,247
6784	ANUSHKA BHARTI	IX	SAI 6784	password	1,66,918	12,578	-	1,54,340	1,01,293	53,247
6785	SHIWANGI KUMARI	IX	SAI 6785	password	1,66,918	13,110	-	1,53,808	1,00,761	53,247
6787	GAURAV RAJ	IX	SAI 6787	password	1,66,918	12,746	-	1,54,172	1,01,125	53,247
6789	ESHA MARIA BECK	IX	SAI 6789	password	1,66,918	12,578	-	1,54,340	1,01,293	53,247
6790	KHUSBOO KUMARI	IX	SAI 6790	password	1,66,918	44,578	-	1,22,340	69,293	53,247

FEE DUE LIST 2024-25

Note: Payment will be accepted only through E-Shiksha ONLINE gateway.

SCHOOL NO.	NAME OF THE CADETS	CLASS	Username for login into e-Shiksha	PW for login into e-Shiksha	Total Fee for the Session 2024-25	Balance held at credit as on 01.05.24	Previous year Fee Due	Balance Fee for the Year 2024-25	Fee to be paid before 15 Jun 24	Fee to be paid before 15 Oct 24
6791	BIJAYINEE SINGH	IX	SAI 6791	password	1,66,918	1,39,089	-	27,829	27,829	-
6793	PS PRIYANSHU TRIPATHY	IX	SAI 6793	password	1,66,918	1,35,057	-	31,861	31,861	-
6794	ANSUMAN MOHAPATRA	IX	SAI 6794	password	1,66,918	1,09,961	-	56,957	3,910	53,247
6795	VINAYAK KUMAR	IX	SAI 6795	password	1,66,918	1,09,663	-	57,255	4,208	53,247
6797	ADITYA BEHERA	IX	SAI 6797	password	1,66,918	1,33,866	-	33,052	33,052	-
6799	SAKSHI SINGH	IX	SAI 6799	password	1,66,918	13,103	-	1,53,815	1,00,768	53,247
6800	SWAROOP SINGH	IX	SAI 6800	password	1,66,918	13,703	-	1,53,215	1,00,168	53,247
6801	AKASH RAY	IX	SAI 6801	password	1,66,918	1,29,300	-	37,618	37,618	-
6802	SARBESH MISHRA	IX	SAI 6802	password	1,66,918	51,906	-	1,15,012	61,965	53,247

ई-शिक्षा गेटवे के माध्यम से फीस के ऑनलाइन भुगतान के लिए ट्यूटोरियल

ଇ-ଶିକ୍ଷା ଗେଟୱେ ମାଧ୍ୟମରେ ଅନଲାଇନ ଦେୟ ପାଇଁ ଟ୍ୟୁଟୋରିଆଲ୍ ।

TUTORIAL FOR ONLINE PAYMENT OF FEES THROUGH E-SHIKSA GATEWAY

<https://sainikschoolshubaneswar.edu.in/> पर लॉग इन करें और शुल्क का भुगतान करने के लिए निम्नलिखित चरणों का पालन करें:-

<https://sainikschoolbhubaneswar.edu.in/> କୁ ଲଗ୍‌ଇନ୍ କରନ୍ତୁ ଏବଂ ଦେୟ ଦେବାକୁ ନିମ୍ନଲିଖିତ ପଦକ୍ଷେପଗୁଡ଼ିକୁ ଅନୁସରଣ କରନ୍ତୁ: -

Login to <https://sainikschoolbhubaneswar.edu.in/> and follow the following steps to pay the fee:-

The screenshot shows the website header for Sainik School, Bhubaneswar, Ministry of Defence, Govt of India. The navigation menu includes: HOME, ABOUT SCHOOL, ADMISSION, ACADEMICS, EXAMINATION, MEDIA, ACTIVITIES, FACILITIES, CONTACT US, ALUMNI. The 'ACADEMICS' dropdown menu is open, showing options: FEES, HOUSE SYSTEM, HOLIDAY LIST, FEE REFUND POLICY, PRIVACY POLICY, WEBSITE DISCLAIMER, FEEDBACK, ACHIEVEMENTS, and TC ISSUED. The 'FEES' option is further expanded to show 'SCHOLARSHIP' and 'ONLINE FEE PAYMENT'. A blue arrow points to the 'ONLINE FEE PAYMENT' option. The background features the school logo, the Ministry of Education logo, and the 'myGov' logo.

Click on [Academics](#) – [Fees](#) – [Online Fee Payment](#)

ONLINE FEE PAYMENT



[CLICK HERE TO PAY ONLINE FEE](#)

[TUTORIAL FOR PAYMENT OF FEE THROUGH ONLINE GATEWAY](#)

[E-SHIKSA MOBILE APP](#)

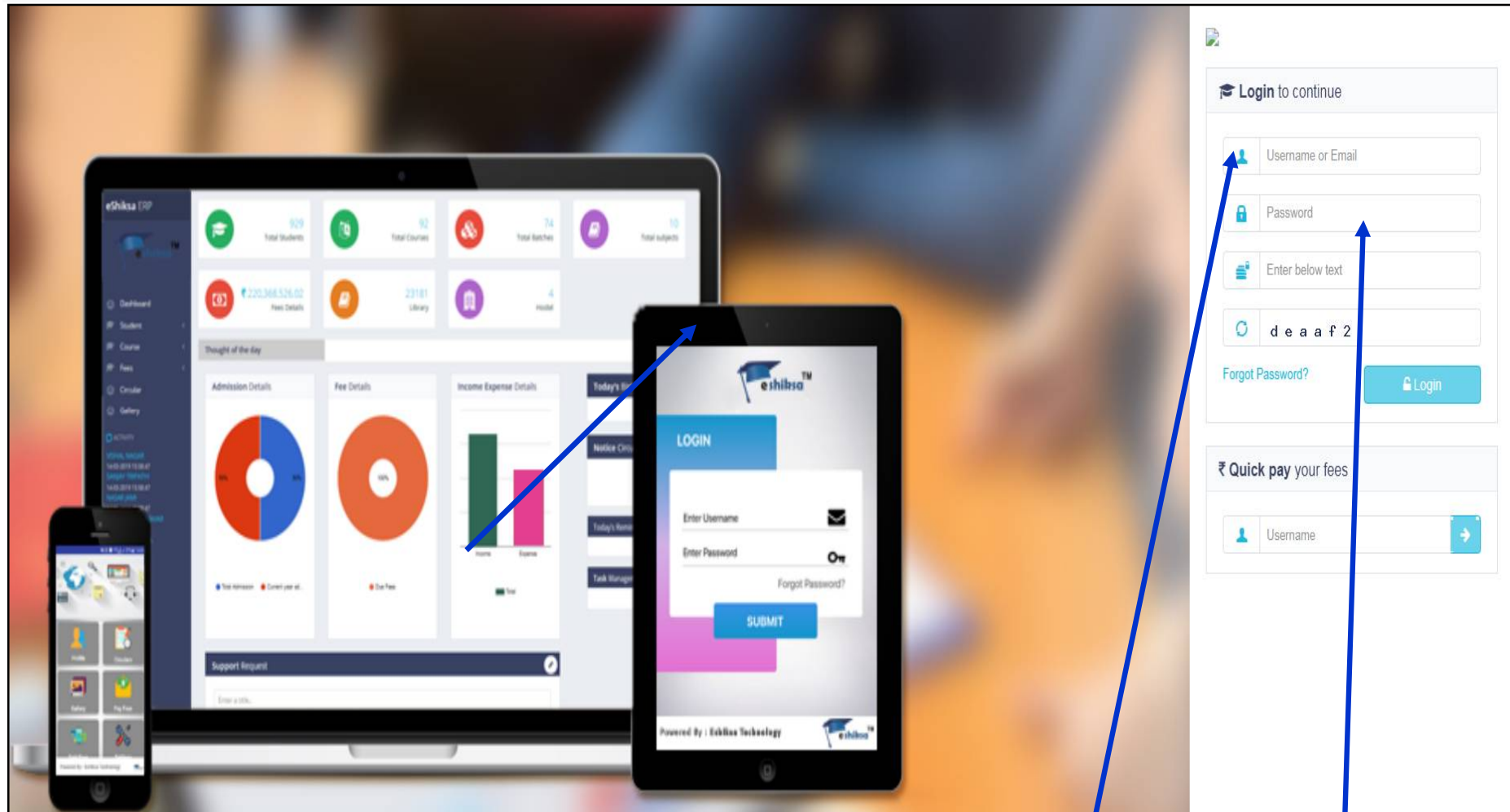
FOR ANY ASSISTANCE PLEASE CONTACT ON MOBILE NO. 9090271596 BETWEEN

0900 HRS TO 1330 HRS ON WEEKDAYS ONLY

Pay पर क्लिक करें

Click on Pay

ପେ ଉପରେ କ୍ଲିକ୍ କରନ୍ତୁ |



यहां अपना यूजरनेम और पासवर्ड लिखें.

Write here your Username and Password.

ଏଠାରେ ଆପଣଙ୍କର ଉପଯୋଗକର୍ତ୍ତା ନାମ ଏବଂ ପାସୱାର୍ଡ ଲେଖନ୍ତୁ ।

eShiksha ERP

Sainik School Bhubaneswar

Admission No
Student Name
Father Name :

Pay Fees

Select Fees to pay

Transaction History

View Transactions →

Filter By Due Date

- All
- Today
- Due Fees
- Upcoming Fees

Payment Summary

- Total Amount: 0
- Total Fine: 0
- Total Concession: 0

<input checked="" type="checkbox"/>	Term 2_2023-2024 Due Date: 15 Oct 23	Net Due Amount 48416.00	i
-------------------------------------	---	----------------------------	-------------------

अब वह शुल्क चुनें जिसे आप भुगतान करना चाहते हैं।

Now **select the Fee** which you want to pay.




ବର୍ତ୍ତମାନ ଦେୟ ବାଛିବୁ ଯାହାକୁ ଆପଣ ଦେବାକୁ ଚାହୁଁଛନ୍ତି।




Payment Mode

- Credit Card
- Debit Card
- Net Banking
- UPI

Submit →

अब भुगतान का तरीका चुनें। कृपया ध्यान दें कि यदि आप भुगतान का तरीका क्रेडिट/डेबिट कार्ड के रूप में चुनते हैं तो बैंक प्रोसेसिंग शुल्क + जीएसटी चार्ज करेगा। यदि आप PhonePe  Google Pay , BHIM UPI  जैसी UPI ID से भुगतान करते हैं, तो कोई अतिरिक्त शुल्क नहीं जोड़ा जाएगा। नेट बैंकिंग लेनदेन के लिए, शुल्क अलग-अलग बैंकों में अलग-अलग होंगे।

ବର୍ତ୍ତମାନ ଦେୟ ମୋଡ୍ ଚୟନ କରନ୍ତୁ । ଦୟାକରି ଧାନ ଦିଅନ୍ତୁ ଯେ ଯଦି ଆପଣ କ୍ରେଡିଟ୍ / ଡେବିଟ୍ କାର୍ଡ ଭାବରେ ଦେୟ ମୋଡ୍ ଚୟନ କରନ୍ତି ତେବେ ବ୍ୟାଙ୍କ ଫି + ଜିଏସ୍ଟି ପ୍ରକ୍ରିୟାକରଣ ଚାର୍ଜ କରିବ । ଯଦି ଆପଣ ଫୋନ୍ ପେ  ଗୁଗୁଲ୍ ପେ  BHIM UPI  ପରି UPI ID ସହିତ ପେମେଣ୍ଟ କରନ୍ତି, କଣସି ଅତିରିକ୍ତ ଦେୟ ଆଦାୟ କରାଯିବ ନାହିଁ । ନେଟ୍ ବ୍ୟାଙ୍କିଙ୍ଗ୍ କାରବାର ପାଇଁ ବ୍ୟାଙ୍କରୁ ବ୍ୟାଙ୍କ ମଧ୍ୟରେ ଚାର୍ଜ ଭିନ୍ନ ହେବ ।

Now select the mode of payment. Please note that if you select the mode of payment as Credit/Debit Card then the bank will charge processing Fee + GST. If you pay with UPI ID like PhonePe , Google Pay , BHIM UPI  etc then no extra charge will be added. For Net banking transactions, the charges will vary from bank to bank.

Payment Summary



Please review your transaction details, before proceed.

Transaction Id: esh_64c28ffdf38da1690472445



Sainik School Bhubaneswar

Term 2_2023-2024

TUTION FEE Fee: 1

Subtotal : INR 1/-

Total : INR 1/-

Please note, if payment is deducted from your account and receipt is not getting generated, we request you to wait for 24 Hours or write us at support2@eshiksa.com

Confirm →

अब कन्फर्म पर क्लिक करें.

Now click on **Confirm**.

ବର୍ତ୍ତମାନ ନିଶ୍ଚିତ କରନ୍ତୁ ଉପରେ କ୍ଲିକ୍ କରନ୍ତୁ |

NTT DATA Payment Services

NTT DATA Payment Services

PAYMENT MODE

Pay Using UPI ID/VPA

Pay Using UPI ID/VPA

Payer Virtual Address

Payer Name

Billing Details

70XX6XXX56

Email Id

Cancel

Pay Now

Amount Payable

₹ 48416.00

SAINIK SCHOOL BHUBANESWAR

Transaction Id :
esh_64c290e7c98b81690472679

Amount: 48416.00

Processing Fee: 0.00

GST: 0.00

* Processing Fee & GST are non refundable.

By clicking Pay Now you are agreeing to Terms & Conditions

Verified by VISA, MasterCard SecureCode, AMERICAN EXPRESS SafeKey, VISA, mastercard, Diners Club INTERNATIONAL, AMERICAN EXPRESS, JCB, RuPay, Maestro, P2U, GSS, ORC, 100% SATISFACTION GUARANTEE

अब यहां अपनी यूपीआई आईडी और ईमेल आईडी लिखें।

Now write here your UPI ID, and email ID.

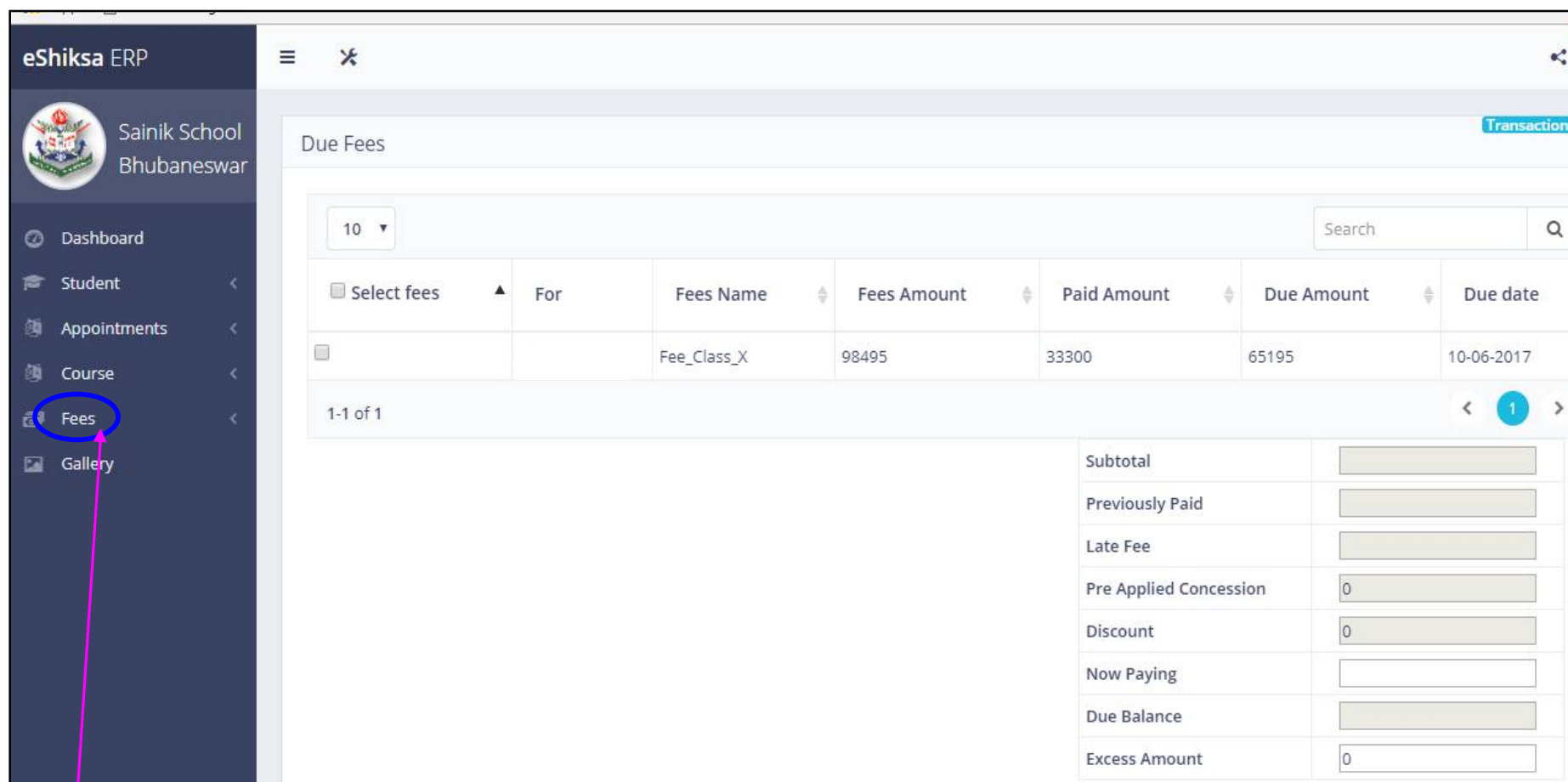
ବର୍ତ୍ତମାନ ଏଠାରେ ଆପଣଙ୍କର UPI ID, ଏବଂ ଇମେଲ୍ ID ଲେଖନ୍ତୁ ।

इसके बाद Pay Now पर क्लिक करें। Then Click on Pay Now

भुगतान रसीद उत्पन्न करने के लिए अपनाए जाने वाले चरण:-

ଦେୟ ରସିଦ୍ ସୃଷ୍ଟି କରିବାକୁ ଅନୁସରଣ କରିବାକୁ ପଦକ୍ଷେପ:-

STEPS TO BE FOLLOWED TO GENERATE THE PAYMENT RECEIPT:-



The screenshot displays the eShiksha ERP interface for Sainik School Bhubaneswar. The left sidebar contains navigation options: Dashboard, Student, Appointments, Course, Fees (highlighted with a blue circle and a pink arrow), and Gallery. The main content area is titled 'Due Fees' and features a table with the following data:

Select fees	For	Fees Name	Fees Amount	Paid Amount	Due Amount	Due date
<input type="checkbox"/>		Fee_Class_X	98495	33300	65195	10-06-2017

Below the table, there is a summary section with the following fields:

Subtotal	<input type="text"/>
Previously Paid	<input type="text"/>
Late Fee	<input type="text"/>
Pre Applied Concession	<input type="text" value="0"/>
Discount	<input type="text" value="0"/>
Now Paying	<input type="text"/>
Due Balance	<input type="text"/>
Excess Amount	<input type="text" value="0"/>

'फीस' टैब पर क्लिक करें। ଫିସ୍ ଟ୍ୟାବ୍ ଉପରେ କ୍ଲିକ୍ କରନ୍ତୁ। Click on 'Fees' Tab.

The screenshot shows the eShiksha web application interface. The browser address bar displays `erp.eshiksha.net/eps/esh/index.php?plugin=Fees&action=index`. The sidebar on the left contains a navigation menu with the following items: Dashboard, Student, Appointments, Course, Fees, Paid Fees (highlighted with a blue circle and a pink arrow), Due Fees, Fees Track Report, and Gallery. The main content area is titled "Due Fees" and features a search bar and a table with the following data:

Select fees	For	Fees Name	Fees Amount	Paid Amount	Due Amount	Due date
<input type="checkbox"/>		Fee_Class_X	98495	33300	65195	10-06-2017

Below the table, there is a summary section with the following fields:

Subtotal	<input type="text"/>
Previously Paid	<input type="text"/>
Late Fee	<input type="text"/>
Pre Applied Concession	<input type="text" value="0"/>
Discount	<input type="text" value="0"/>
Now Paying	<input type="text"/>
Due Balance	<input type="text"/>
Excess Amount	<input type="text" value="0"/>


A "Pay Now" button is located at the bottom right of the summary section. The footer of the page includes the text "© eShiksha" and "Powered By eShiksha". The system tray at the bottom right shows the date and time: "ENG 09:30 US 22-09-2017".

अब 'पेड फीस' टैब पर क्लिक करें।

ବର୍ତ୍ତମାନ 'Paid Fees' ଟାପାଏ ଉପରେ କ୍ଲିକ୍ କରନ୍ତୁ

Now Click on 'Paid Fees' Tab.

The screenshot shows the eShiksha ERP interface. The browser address bar contains the URL: `erp.eshiksha.net/eps/esh/index.php?plugin=Fees&action=parentPaidFees`. The page title is "eShiksha ERP" and the user is logged in as "Sainik School Bhubaneswar". The main content area is titled "Transaction History" and displays a table with the following data:

Student Name	Fees Amount	Paid Amount	Due Amount	Fine Amount	Concession Amount	Transaction Number	Status	Payment date	Receipt
	98495	33300	65195	0	0	esh_59b8df39d0716	Ok	2017-09-13	

The table shows 1-1 of 1 records. The "Receipt" column contains a PDF icon, which is circled in red. Another red circle highlights the star icon in the browser's address bar.

अब यहां क्लिक करके अपना 'पॉप-अप' सक्षम करें। कृपया ध्यान दें कि यदि आप पॉप-अप सक्षम नहीं करते हैं तो आपकी भुगतान रसीद ठीक से नहीं खुलेगी। वर्तमान ए010101 के क्लिक करके छुपाने 'एए-एए' सक्षम करें | वर्तमान के ध्यान दें कि यदि आप पॉप-अप सक्षम नहीं करते हैं तो आपकी भुगतान रसीद ठीक से नहीं खुलेगी। वर्तमान ए010101 के क्लिक करके RECEIPT (pdf फाइल में) डाउनलोड करें। पीडीएफ फाइल डाउनलोड करने के बाद आप पेमेंट रसीद का प्रिंट निकाल सकते हैं। आपकी रसीद इस प्रकार दिखाई जाएगी: वर्तमान ए010101 के क्लिक करके RECEIPT (pdf फाइल में) डाउनलोड करें। Pdf फाइल डाउनलोड करके पढ़ें, आप इस पेमेंट रसीद को प्रिंट वाश कर सकते हैं। निम्नलिखित आधारे आपका रसीद प्रदर्शित है: **Now enable your 'Pop-up' by clicking here. Please note that if you don't enable the pop-up then your payment receipt will not open properly.**

अब यहां क्लिक करके RECEIPT (पीडीएफ फाइल में) डाउनलोड करें। पीडीएफ फाइल डाउनलोड करने के बाद आप पेमेंट रसीद का प्रिंट निकाल सकते हैं। आपकी रसीद इस प्रकार दिखाई जाएगी: वर्तमान ए010101 के क्लिक करके RECEIPT (pdf फाइल में) डाउनलोड करें। Pdf फाइल डाउनलोड करके पढ़ें, आप इस पेमेंट रसीद को प्रिंट वाश कर सकते हैं। निम्नलिखित आधारे आपका रसीद प्रदर्शित है: **Now download the RECEIPT (in pdf file) by clicking here. After downloading the pdf file, you can take out the print of payment receipt. Your receipt will be shown as follows:**



SAINIK SCHOOL BHUBANESWAR

Sainik School Bhubaneswar Distt-Khurda
Phone : 06742581845

RECEIPT

Receipt No.
Admission N
Student Name
Father's Name

Date : 16/06/2023
Class :
Batch : 2023-2024
Mother's Name :

PARTICULARS	FEES MONTH	AMOUNT
Tuition Fee	Jun	87,734.00
Late Fees		(+) 5.00
TOTAL		87,739.00

In Words : Eighty Seven Thousand Seven Hundred And Thirty Nine Rupees Only.

Remark : Online Payment by nb

Transaction ID : esh_648c2c66557fa1686908006
Transaction Number : 11000169649414
Thank you for your payment.

Mode : Online Payment

COMPUTER GENERATED RECEIPT SIGNATURE NOT REQUIRED

यदि आपके खाते से राशि काट ली गई है और भुगतान सफल नहीं हुआ है, तो शुल्क का भुगतान दो बार न करें। ऐसे मामलों में, कृपया सात दिनों तक प्रतीक्षा करें, राशि स्वचालित रूप से आपके खाते में जमा हो जाएगी। आप इसके लिए स्कूल को मोबाइल नंबर 9090271596 (0830 बजे से 1330 बजे के बीच) पर भी सूचित कर सकते हैं।

ଦୁଇଥର ଦେୟ ବିଅକୁ ନାହିଁ, ଯଦି ଆପଣଙ୍କର ରାଶି ଆପଣଙ୍କ ଆକାଉଣ୍ଟରୁ କଟାଯାଇଥାଏ ଏବଂ ଦେୟ ସଫଳ ହୁଏ ନାହିଁ । ଏପରି ପରିସ୍ଥିତିରେ, ଦୟାକରି ସାତ ଦିନ ଅପେକ୍ଷା କରନ୍ତୁ, ରାଶି ସ୍ୱୟଂଚାଳିତ ଭାବରେ ଆପଣଙ୍କ ଆକାଉଣ୍ଟକୁ କ୍ରେଡିଟ୍ ହେବ । ଆପଣ ମଧ୍ୟ ମୋବାଇଲ୍ ନମ୍ବର 9090271596 (0830 ଘଣ୍ଟା ରୁ 1330 ଘଣ୍ଟା ମଧ୍ୟରେ) ରେ ବିଦ୍ୟାଳୟକୁ ସୂଚନା ଦେଇପାରନ୍ତି ।

Don't pay the fee twice, if your amount is deducted from your account and payment is not successful. In such cases, please wait for Seven days, the amount will automatically be credited to your account. You may also inform to School on Mobile Number 9090271596 (between 0830 Hrs to 1330 Hrs) for the same.

किसी सहायता के लिए कृपया मोबाइल नंबर 9090271596 (0830 से 1330 बजे के बीच) केवल कार्यदिवसों पर संपर्क करें

କଣସି ସହାୟତା ପାଇଁ ଦୟାକରି ମୋବାଇଲ୍ ନମ୍ବର 9090271596 କୁ କେବଳ କାର୍ଯ୍ୟ ଦିନରେ (0830 ରୁ 1330 ଘଣ୍ଟା ମଧ୍ୟରେ) ଯୋଗାଯୋଗ କରନ୍ତୁ ।

For any assistance please contact mobile number 9090271596 (between 0830 to 1330 hrs) on working days only

धन्यवाद।

ଧନ୍ୟବାଦ।

Thank you.

शुल्क विवरण देखने के लिए ट्यूटोरियल ଫିଁ ଷ୍ଟେଟମେଣ୍ଟ ଦେଖିବା ପାଇଁ ଟୁପଚାରିଆଲ୍ | **TUTORIAL FOR VIEWING THE FEE STATEMENT**

STEP-1:

<https://sss.edusols.com/> पर लॉग इन करें और खाता विवरण देखने के लिए निम्नलिखित चरणों का पालन करें

<https://sss.edusols.com/> କୁ ଲଗ୍ ଇନ୍ କରନ୍ତୁ ଏବଂ ଖାତା ବିବରଣୀ ଦେଖିବାକୁ ନିମ୍ନଲିଖିତ ପଦକ୍ଷେପଗୁଡ଼ିକୁ ଅନୁସରଣ କରନ୍ତୁ |

Login to <https://sss.edusols.com/> and follow the following steps to view the Account Statement

The screenshot shows the login interface for SSS Edusols. At the top, the STL logo and 'SAINIK SCHOOL SOCIETY' are visible. Below this, the 'TOTALes' logo is displayed with the tagline 'Teaching, Operation, Training, Assessment & Learning Platform for School & Technical Institutions'. The login form consists of several input fields: 'User Name', 'Password', and 'SAINIK SCHOOL BHUBANESWAR'. There is also a CAPTCHA field with the number '8722' and a 'Login' button. A 'Forgot Password?' link is located below the password field. The background features a blue globe with graduation cap icons and a network of glowing points.

STEP-2:

STL
See the future

SAINIK SCHOOL SOCIETY

TOTAL^{es}
Teaching, Operation, Training, Assessment &
Learning Platform for School & Technical
Institutions

User Name

Password

SAINIK SCHOOL BHUBANESWAR

8822

Forgot Password ?

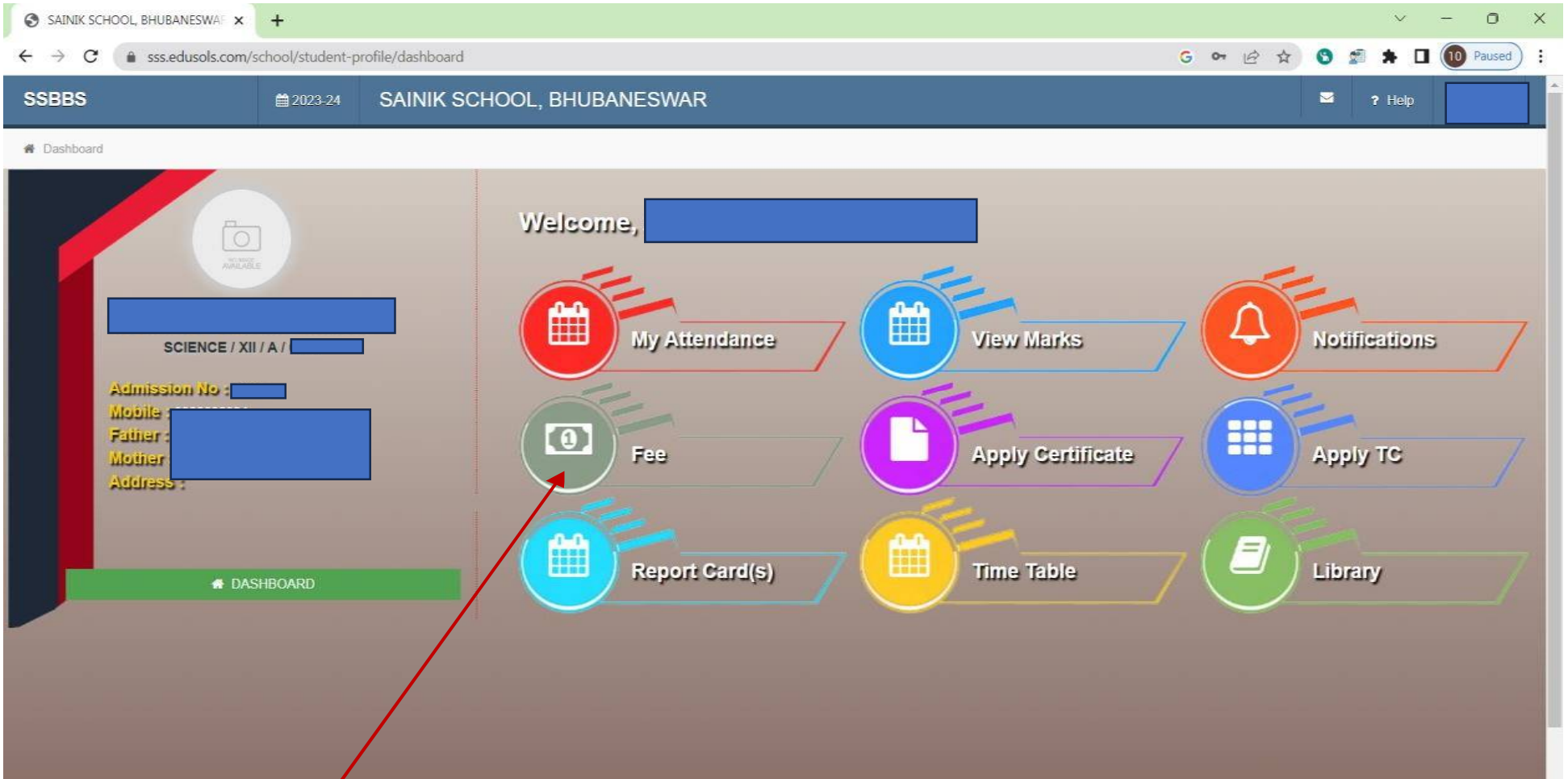
Login

Copyright © Silicon Techlab Pvt Ltd www.silicontechlab.com

Product Version 2.0

कृपया उपयोगकर्ता नाम फ़िल्ड में अपना चार अंकों का स्कूल नंबर लिखें और पासवर्ड फ़िल्ड में पासवर्ड लिखें।

ଦୟାକରି ଆପଣଙ୍କର ଚାରି ଅଙ୍କ ବିଶିଷ୍ଟ ବିଦ୍ୟାଳୟ ନମ୍ବର ବ୍ୟବହାରକାରୀ ନାମ କ୍ଷେତ୍ରରେ ଏବଂ ପାସୱାର୍ଡ କ୍ଷେତ୍ରରେ password ଚାଲାଇ କରନ୍ତୁ ।
Please write your four digit **School Number** in the User Name Field and write **password** in the Password Field.



STEP-3:

अब फी टैब पर क्लिक करें

ବର୍ତ୍ତମାନ ଫି ଟ୍ୟାବ୍ ଉପରେ କ୍ଲିକ୍ କରନ୍ତୁ ।

Now Click on **Fee Tab**

payment



SAINIK SCHOOL, BHUBANESWAR



? Help

Current Due

Receipts

All Dues

Online Payments

Print Challan

Account Statement

Online Payment Schedule Over

STEP-4

अकाउंट स्टेटमेंट पर क्लिक करें

ଆକାଉଣ୍ଟ ଷ୍ଟେଟମେଣ୍ଟ ଉପରେ କ୍ଲିକ୍ କରନ୍ତୁ |

Click on Account Statement

ee/payment

SAINIK SCHOOL, BHUBANESWAR

Current Due Receipts All Dues Online Payments Print Challan Account Statement

(Note: Please select session to download Document)

Link to Download Account Statement

Session: Select Session

- Select Session
- 2020-21
- 2021-22
- 2022-23

STEP-5:

उस सत्र का चयन करें जिसके लिए आप शुल्क विवरण तैयार करना चाहते हैं।

ଯେଉଁ ଅଧ୍ୟବେଶନ ପାଇଁ ଆପଣ ଫି ଷ୍ଟେଟମେଣ୍ଟ ସୃଷ୍ଟି କରିବାକୁ ଚାହୁଁଛନ୍ତି ସେହି ଅଧ୍ୟବେଶନକୁ ବାଛନ୍ତୁ ।

Select the session for which you want to generate the fee statement.

ayment

SAINIK SCHOOL, BHUBANESWAR

Help

Current Due Receipts All Dues Online Payments Print Challan Account Statement

(Note: Please select session to download Document)

Session: 2022-23

Link to Download Account Statement

STEP-5:

खाता विवरण डाउनलोड करने के लिए लिंक पर क्लिक करें।

ଆକାଉଣ୍ଟ ବିବରଣ ଡାଉନଲୋଡ୍ କରିବାକୁ ଲିଙ୍କ୍ ଉପରେ କ୍ଲିକ୍ କରନ୍ତୁ ।

Click on Link to download account statement.

Thank you